

www.travel-medicine-experts.com



Wolfgang Weiß | Burkhard Rieke

TRAVEL MEDICINE

A Pocket Guide for International
Delegates and Expatriates



MedPrä GmbH



Dr. med. Wolfgang Weiß

Dr. med. Wolfgang Weiß is a general practitioner (GP) and a specialist in occupational medicine with additional qualifications in sports and environmental medicine.

As company medical officer for Siemens AG since 1989, he takes care of employees travelling and working abroad and – among other things – organizes medical care on construction sites worldwide. He is experienced in crisis management in case of disease outbreaks as well as in the organization and execution of medical repatriation in the event of emergencies. As a representative on multiple tropical and occupational medicine boards, he is concerned with the key questions of travel medicine as well.

On his job-related and private journeys, e.g. as a ship's doctor, companion of high mountain tours or "medical care"¹ projects, he was able to gather valuable experiences which he conveys in the present book.

His family ties to South East Asia support his interest in travel medicine and create a reference to health problems in tropical countries.

¹ e.g. medical care of mountain tribes in a remote jungle region in Vietnam.



**Dr. med. Burkhard Rieke,
MD, DTM&H (Liv.)**

Specialist in Internal Medicine, additional qualifications in Tropical Medicine and Infectious Diseases.

After working several years in a small rural hospital in West Africa, he joined different units for Tropical Medicine in German hospitals and then opened a Doctor's Office for Travel Medicine including a Yellow Fever Vaccination Centre in Düsseldorf some 15 years ago. During visits to projects and hospitals in a wide range of countries and settings, as a course facilitator in Tropical Medicine for health care professionals in Germany and abroad, as a counsellor to organizations working in developing countries, as a textbook author and as a lecturer in Tropical and Travel Medicine at Aachen University he is in constant touch with medical practice and health problems of travellers and expatriates in many countries of the world, especially the tropical and underprivileged ones. Since many years he serves on the Board of the German Association of Travel Medicine, currently in the position of Vice President.

**Table of Contents**

Preface	12
BEFORE YOU TRAVEL	13
What will await you in the host country?	14
Climate	14
Smog	16
Hygiene	17
Disease risks	17
Medical care	17
Road traffic	18
Where to stay	18
Workplace.....	18
Culture.....	18
Medical precautions before travelling	19
Preventive occupational medical care	19
Different regulations in the individual countries	20
Which travel destinations necessitate counselling by Occupational Health?	21
<i>Preventive occupational medical care is mandatory</i>	
Counselling and examination	22
Examination program	22
Additional measures	23
<i>Examinations required for work visa and/or certificates · Examinations by specialists · Company-specific regulations · Fitness for Air Travel · Risk of developing a traveler's thrombosis</i>	
Apptitude for the designated assignment abroad	26
Vaccinations	27
General remarks	27
<i>Way of action · Informed consent · Reasons not to vaccinate · Risks and side effects · Time interval to other medical measures · Time interval between vaccinations · Technicalities · Documentation · Storage and transport of vaccines · Getting decided what to vaccinate against · Official recommendations.</i>	
Reasons to vaccinate	39
<i>Standard vaccines · Vaccination because of pre-existing conditions · Occupation · Post-exposure vaccination · Travel-related risks · Who pays for which indication?</i>	
Available vaccines	41
<i>Cholera · Diphtheria · Haemophilus influenzae B (Hib) · Hepatitis A · Hepatitis B · Human Papilloma Virus (HPV) · Influenza (seasonal flu) · Avian Influenza (Bird flu) · Japanese Encephalitis (JE) · Measles-Mumps-Rubella (MMR) · Meningococcal Meningitis ACWY · Meningococcal Meningitis type B · Meningococcal Meningitis type C · Pertussis (whooping cough) · Pneumococci · Poliomyelitis · Rabies · Rotavirus gastroenteritis · Tetanus · Tick borne Encephalitis (TBE) · Tuberculosis · Typhoid fever · Varicella (chickenpox) · Zoster (shingles) · Yellow Fever</i>	
Vaccines for special groups of people	69
<i>Children · Pregnancy · HIV infection and other immunosuppression · Haemophiliacs · Warfarin use</i>	
Future vaccines	71



Preventing malaria	72
Exposition prophylaxis	73
Chemoprophylaxis.....	74
<i>Malaria chemoprophylaxis in adults · Malaria chemoprophylaxis in children ·</i>	
<i>Chemoprophylaxis during pregnancy and breastfeeding · “Stand by”-medication</i>	
<i>for self administration in an emergency · Emergency self-treatment of (suspected)</i>	
<i>malaria · Leaflet “Preventing Malaria”</i>	
Medication	84
First aid kit.....	84
Personal medical requirements	85
Medical certificates	86
Use of medication and time difference	87
Thrombosis prevention	88
Other equipment	89
Clothing	89
Sun protection	89
Water filters and disinfection	91
Protection against insects	91
Vitamins, minerals, dietary supplements	91
Condoms	91
Insurance / Emergency Preparedness and Response	92
Medical help / Air evacuation	92
WHILE TRAVELLING	93
Travelling by air	94
General rules	94
<i>Air pressure · Air humidity · Air circulation · Ozone levels · Cosmic radiation ·</i>	
<i>Risk of infection</i>	
Long distance flight syndrome, traveler’s thrombosis	95
Jet lag	96
Fear of flying	96
Tips for your comfort on board	97
Arrival at the destination	98
Travelling by car and bus	98
Travelling by ship	99
STAYING HEALTHY IN THE HOST COUNTRY	101
Acclimatisation	102
Heat	102
Sunlight and UV radiation	103
Frost	103
Altitude	103



Road traffic	107
Water	109
Drinking water	109
Water for other domestic use	110
Dealing with food	111
Personal hygiene	113
Protection from insects	114
Inside the house	115
Around the house	116
Insecticide use	116
Clothing	117
Repellents	117
Pets	118
Important general aspects	119
Conduct of life	119
Sports	119
Sexual encounters	120
Alcohol	121
Drugs	121
Clothing	122
Photography	122
Preventing theft	122
FALLING ILL	123
Life-threatening emergencies	125
Behaviour in case of accidents and emergency	125
Rescue from the danger zone	125
Emergency numbers	126
Life-saving measures	127
<i>Algorithm for first aid providers · Clearing the airway · Cardiac massage ·</i> <i>Ventilation · Cardiopulmonary resuscitation · Cardiac arrest and use of an AED</i>	
Positioning	132
<i>Unconsciousness · Injuries of the chest · Shock · Injuries of the spine ·</i> <i>Breathlessness · Injuries of the abdominal cavity · Caring for the injured</i>	
Special emergencies	133
Asphyxiation	133
Burns	134
Chemical burns	134
<i>Chemical burns of the eyes · Chemical burns of the oral cavity and intestines ·</i> <i>Chemical burns of the skin</i>	
Distress at sea	135
<i>Surviving in icy water · Water deficiency</i>	



Diving accidents.....	136
Electrocution	136
Hypothermia	137
Injuries	137
<i>Blood loss · Detachment of body parts · Injuries of the ribcage ·</i>	
<i>Injuries of the spine · Injuries of the abdominal cavity</i>	
Intoxication	138
Shock	139
Transport	140
Emergency situations. Signs and symptoms	141
Haemorrhage	141
<i>Bleeding wounds · Bleeding from the anus · Bleeding from the nose</i>	
Bone fractures	142
Impaired circulation and collapse	143
Common cold	143
Constipation.....	144
Contact with jellyfish	144
Contusions	145
Cough	145
Diarrhoea	146
Dizziness	147
Eye conditions	148
<i>Red, painful eyes · Styte</i>	
Fever	148
Fish poisoning	149
Head injuries.....	150
Heat exhaustion	150
Heat stroke.....	151
Pain	151
<i>Abdominal pain · Joint pain · Throat pain · Headaches · Earache · Chest pain ·</i>	
<i>Painful urination</i>	
Convulsions	157
Skin diseases	158
<i>Abscess/furuncle · Miliaria (prickly heat) · Insect bites · Nettle rash/allergy ·</i>	
<i>Fungal infections · Photodermatitis · Sunburn · Erysipelas</i>	
Snakebite.....	162
Vomiting	162
Wounds.....	163
<i>Wounds caused by biting or scratching · Burns · Foreign body, stab wounds ·</i>	
<i>Lacerations, contusions and tears · Cuts · Abrasions · Strains / sprains</i>	
Additional suggestions in case of diseases	167
Medical Report.....	167
List of medication	168



Psychic stress	171
Isolation	171
Partnership conflict	172
Suffering violence	172
Prevention of and dealing with violence	173
Isolation induced changes of personality	174
SPECIFIC DISEASES	175
Diseases caused by physical parameters	176
Altitude induced diseases	176
<i>Acute mountain sickness (AMS) · High Altitude Cerebral Edema (HACE) ·</i> <i>High Altitude Pulmonary Edema (HAPE)</i>	
Warning signs and measures	178
Diseases caused by low temperature	178
Diseases caused by heat and light	179
Diseases transmitted by food	180
Invasive amoebiasis	180
Brucellosis (Bang's disease, Malta fever)	180
Cholera	181
Cryptosporidia induced diarrhoea	181
Dracunculiasis (Guinea worm, Medina worm)	182
Giardiasis/Lambliasis	182
Hepatitis A	183
Hepatitis E	184
Lassa fever	184
Listeriosis	185
Food poisoning	186
<i>By microorganisms · By toxins · Botulism</i>	
Liver flukes	187
<i>Clonorchiasis · Fascioliasis · Paratyphoid fever</i>	
Poliomyelitis (polio)	188
Rotavirus gastroenteritis	189
Salmonellosis	189
Shigellosis	190
Toxoplasmosis	191
Traveller's diarrhoea	192
Typhoid fever	193
Worms	194
<i>Tape worms (cestodes) · Anisakidosis · Pin worms (enterobiasis) ·</i> <i>Roundworms (Ascaris) · Trichinosis · Trichuriasis (whip worm infestation)</i>	
Diseases transmitted by insects and ticks	197
Chagas disease (American trypanosomiasis)	197
Chikungunya fever	198
Crim Congo Haemorrhagic Fever (CCHF)	199

Dengue fever	200
Filariases (elephantiasis, onchocerciasis, loa loa)	201
Japanese Encephalitis (JE)	202
LaCrosse Encephalitis (synonym: Californian encephalitis)	204
Leishmaniasis (synonyms: cutaneous leishmaniasis: Aleppo boil. Visceral leishmaniasis: Kala Azar)	204
Lyme disease	205
Malaria (synonym: Swamp Fever)	206
Plague	208
Q-Fieber (synonym: Red River fever)	208
Relapsing fever	209
Rickettsial infections	209
<i>Typhus · African tick bite fever · Rocky mountains spotted fever · Japanese River fever</i>	
Rift Valley Fever	210
Ross River Virus infection (synonym: epidemic polyarthritis)	211
Sandfly fever (synonyms: Pappataci fever, Phlebotomus fever)	211
Tick borne Encephalitis (TBE)	212
Trypanosomiasis, Human African (HAT) (synonym: Sleeping Sickness)	213
West Nile Fever (WNF)	214
Yellow fever (YF)	214
Diseases transmitted from person to person	216
Common cold	216
Diphtheria	216
Ebola Fever (synonym: Maridi Fever)	217
Haemophilus influenzae b (Hib)	218
Hepatitis B (HBV)	218
Hepatitis C (HCV)	219
Hepatitis D (HDV)	220
Influenza	220
Louse infestation	222
<i>Head lice · Crab lice · Body lice</i>	
Leprosy (Hansen's disease)	224
Measles	225
Meningococcal meningitis	226
Mumps (epidemic parotitis)	227
Pneumococcal infection	227
Rubella (German measles)	228
Scabies	228
Sexually transmitted infections (STI)	229
<i>Gonorrhoea · HIV infection · Post-exposition prophylaxis (PEP) of HIV infection · Lues (syphilis) · Chancroid · Other sexually transmitted infections</i>	
Smallpox	238
Tuberculosis	239
Varicella (chicken pox) and zoster (shingles)	240
Whooping cough, pertussis	241



Diseases transmitted by other mechanisms	242
Anthrax	242
Autumn mite bite.....	242
Coccidioidomycosis (synonyms: Valley fever, desert rheumatism)	243
Creeping eruption (synonym: Larva migrans cutanea)	243
Fungus diseases (mycoses).....	244
Hanta virus infection	244
Hook worm disease	245
Legionnaires' disease, Legionellosis	245
Leptospirosis (synonyms: Weil's disease, mud fever)	246
Melioidosis (synonym: Whitmore's disease).....	246
Myiasis	247
Nipah virus infection	248
Q-fever	248
Rabies (synonym: lyssa)	249
Schistosomiasis, bilharzia	249
Strongyloidiasis	251
Tetanus.....	251
Tularaemia (synonyms: Ohara disease, rabbit fever, deer fly fever)	252
Tungiasis	252
DANGERS ARISING FROM NATURE	253
Poisonous and venomous animals	254
Venomous marine animals	254
Venomous fish	254
Poisonous fish	255
Cone snails	256
Sea urchins	256
Sea snakes	256
Jellyfish.....	256
Venomous terrestrial animals.....	258
Snakes	258
Scorpions.....	258
Spiders.....	259
Centipedes (Scolopender)	259
Venomous terrestrial animals - precautionary measures	259
First measures after accidents with venomous animals	260
Poisonous plants.....	261
Behaviour in earth quake and tsunami prone areas	262
<i>Long before the earthquake · Preparing for an emergency ·</i>	
<i>In the event of an earthquake · Preparing for tsunamis ·</i>	
<i>Behaviour in case of an approaching tsunami</i>	



UPON RETURN	267
PERSONS WITH SPECIAL NEEDS TRAVELLING	269
Children	270
<i>Special risks · Vaccinations · Protection from insect bites and malaria prophylaxis ·</i>	
<i>Avoiding accidents · Medication to take along · Travel by air · Protection from sun ·</i>	
<i>Nutrition and hygiene · Common signs and symptoms</i>	
Pregnant women	274
<i>Common complaints and risks · Choice of destinations · Activities · Vaccination ·</i>	
<i>Preventing malaria · Travel by air · General suggestions</i>	
Elderly people	277
<i>Special risks · Choice of destination · Continuous and take-along medication ·</i>	
<i>Vaccination · Preventing malaria · Travel by air</i>	
Persons with chronic illness	278
<i>Tips for diabetic patients</i>	
APPENDIX – USEFUL INFORMATION	281
Check list before departure	282
Useful addresses	283
<i>Health and repatriation insurance · Ministries of Foreign Affairs / Embassies ·</i>	
<i>Hospitals · Air Ambulance and repatriation · Selection criteria for evacuation aircraft</i>	
Safety advice for your overseas assignment	287
<i>Before departure · Prevention of theft · Hotel · Use of cars ·</i>	
<i>Behaviour in case of attacks · Children · Work place/flat · Other aspects ·</i>	
<i>Emergency equipment, emergency plan · Suggestion</i>	
General rules for staying in the tropics	293
Environmental advice	294
Medical language guide	295
Conversion of measurement units	305
Time zones (UTC)	306
Glossary	307
Travel medicine on the internet and in the bookshelf	313
Register	314

Preface

Companies, organisations and employees alike consider it a special challenge to work abroad for some months or years. It requires adaptability in terms of language, mentality and culture while at the same time keeping an eye on the timely realisation of the project itself. The fundament of success abroad is laid by professional and interpersonal competence. Performance, however, may be hampered by ill health. To avoid this, health requirements and preventive measures need to be taken account of. We are going to treat all these topics successively.

If international, national or local health regulations need to be taken account of, usually your employer or organisation will see to that and inform you accordingly. Often a medical examination and counselling will be necessary. Please observe company rules, if they exist.

However, it is wise to show additional initiative for yourself. Get informed about the country of your destination and its population. Make use of any courses being offered like “cultural trainings” or language courses, e.g. ask colleagues, who might have experience in the host country.

In many cases more information is available from your company intranet or the Internet. Travel related health information may be found at:

www.travel-medicine-experts.com

www.who.int

www.cdc.gov

www.ecdc.europa.eu

Definitions

This guide tries to be instrumental to travellers as well as employees deployed abroad, expatriates and delegates of international humanitarian organizations.

Traveller

A traveller is considered voluntarily off home for a predefined, limited period of time. He or she will always be eating out with the quality of cuisine and hygiene subject to only limited control. No household of his/her own, hardly any knowledge of local emergency infrastructure. Under normal circumstances no interaction with the local medical system.

Employees in international service

This refers to consultants, expatriates and delegates of international companies or humanitarian organizations. Contracts usually comprise a period of months to years being spent working and living abroad. Termination of contract may be only vaguely defined initially. Employee has own household and considerable influence on living conditions including hygiene and food preparation. Knowledge of local emergency infrastructure is necessary. In case of preexisting medical conditions interaction with the local health infrastructure is necessary for procuring continuous medication or simple follow-up tests, e.g. blood glucose or clotting parameters.

Vaccinations

▣ General remarks

Vaccinations belong to the most important and the most efficient preventive measures available in medicine today. Depending on the properties of the germ, the mode of transmission and the mechanism of disease vaccinations may serve different purposes:



- nearly complete protection of the vaccinee against the disease.
- prevention of infectiousness (measles, hepatitis A and B, oral polio vaccine) and thereby protection of a limited number of unvaccinated people in a society.
- eradication of a disease (achieved with smallpox, underway with polio and measles, possible with hepatitis A and B).

If the pathogen exists in nature independently of humans (tetanus, TBE, yellow fever), elimination is not possible with a vaccination strategy alone. In such cases individual protection is the main aspect.

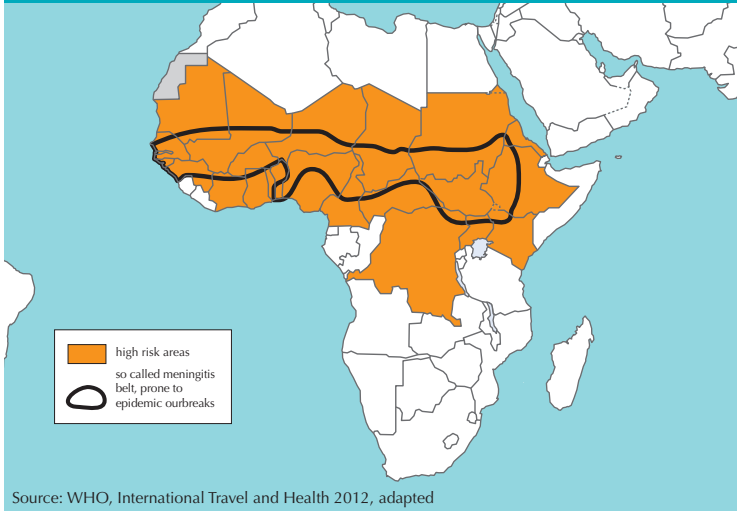
At times we forget that large smallpox epidemics killed a third of the whole population in many parts of the world. As late as 1961 in Germany alone more than 4000 people fell ill with poliomyelitis, of whom more than 300 died. Since the introduction of the oral polio vaccine, case counts decreased and since 1990 no more cases have occurred in Germany.

It is due to vaccinations that many infectious diseases fell into total oblivion. This is why even minor side-effects of a vaccine are sometimes feared more than the diseases themselves, which many people don't know any more. At times, people opposed to vaccinations exploit this for their point. However, once you have seen a patient with permanent paralysis after a polio or come to know parents who have lost their child to Haemophilus influenzae meningitis you will hold the benefits of vaccinations in high esteem.

In countries with a warmer climate, poorer living conditions, inferior health infrastructure or a combination of those, infectious diseases typically have a bigger share in the causes of death than in industrialised countries. The risk of contracting an infection (and of falling victim to an accident) is clearly higher during a stay abroad, which is why an adequate set of vaccines is so important.

Medical counselling prior to travelling will always need to check the vaccination status. Try to get an appointment in time (2 to 3 months prior to leaving the country), especially if you have no vaccination document or previous vaccinations are unclear,

Meningococcal meningitis - high risk areas



Counter indications: as for meningococcal vaccine type ACWY.

Pregnancy and lactation: as for meningococcal vaccine type ACWY.

Side effects as for meningococcal vaccine type ACWY.

Primary vaccination: two injections, four weeks apart. Four different schedules apply for children from 2 months to 10 years of age.

Meningococcal Meningitis type C

Vaccine: inactivated vaccine. To be injected into the muscle.

Application: conjugate vaccine conferring long-lasting protection. Incorporated into routine vaccine schedules of many Western European countries to be given in the second year of life. Type C meningococci play an important role in Western Europe, North America, Australia and elsewhere. Especially for African destinations, a broader spectrum like in ACWY vaccine is desirable. Vaccines may also be indicated for people with certain immune disorders, after removal of the spleen, with health personnel working in laboratories, paediatric or isolation wards.

Counter indications: acute illness, known severe allergy to vaccine components, complications after earlier doses of the vaccine.

“Stand by”-medication for self administration in an emergency

In areas with little medical infrastructure a reliable work-up of a febrile illness that might be a malaria may not be available all the time, especially during nights or weekends. Under such circumstances an emergency self treatment for malaria, sometimes called “standby therapy”, should be available to the traveller. Taking the drug amounts to treatment without diagnosis, which obviously is a compromise. Everyone who is on chemoprophylaxis should not treat a suspected malaria in this way, as unforeseeable combination effects of the different drugs might occur. Only if doxycycline is used for chemoprophylaxis, any emergency self treatment may be taken. If malaria risk is low or moderate in the destination area, the only antimalarial taken along will be such an emergency self treatment. In such cases the full range of measures to reduce mosquito bites should be employed.

The standby treatment concept in some travellers leads to the assumption, that any malaria can be easily treated out of the pocket. This is not true. Within an hour, a severe malaria can critically affect the patient’s ability to decide, to swallow or even to seek help. This is why in case of suspected malaria a physician should be seen within 24 hours, whether emergency self treatment is at hand or not. Only if this is not possible, self treatment should be started at once (i.e. as soon as it is clear no physician can be seen in time). Still, it is wise to get examined as soon as possible after that, as other diseases may mimic malaria initially and may be worth being found out. In this way, emergency self treatment is a concept to bridge the gap until a reliable health care institution can be visited.



When to suspect malaria

The minimum delay between entry into malarious areas and a possible malaria is five days (minimum incubation period). Any unexplained fever as from the sixth day since first entry into a malarious area and until four weeks after leaving it must be considered a suspected malaria until proven otherwise. Falciparum malaria may even occur until one year since leaving the malarious area, other types of malaria may show up several years later only.



The three prerequisites for emergency self treatment of malaria

1. There is a fever of 38.5°C.
2. Since entry into the malarious area, five days or more have elapsed.
3. In the 24 hours to come, no hospital, physician or laboratory offering reliable malaria diagnosis and treatment can be reached.

If all prerequisites are met, start malaria treatment as soon as possible with the drug brought along.



Ventilation

The ventilation is executed either from mouth to nose or from mouth to mouth.

- Use the "head-tilt-chin-lift manoeuvre".
- **Mouth-to-nose ventilation:** Close the patient's mouth with the thumb of your hand touching the lower jaw.
Mouth-to-mouth ventilation: Close the patient's nose with the thumb and forefinger of your hand touching the forehead.
- Breathe in yourself, place your mouth closely to the patient's nose or mouth and blow in the air with increasing pressure for about one second. The time taken to give two breaths should not exceed 5 s.
- After each breath, lift off your mouth and check the person's breathing. The patient's chest has to visibly move up and down during ventilation.



Please keep in mind:

If the chest does not visibly move after the first artificial breath (as it would do in normal breathing), please start the following measures:

- Remove possible obstructions from the oral/pharyngeal cavity.
- Possibly check the patient's head position: Has the head-tilt-chin-lift manoeuvre been applied properly?

Symptom, disease	Substance group	International name (selection)
Sport injuries, joint pain, bruises	Sport ointments	Diclofenac, heparin, combination drugs, herbal preparations
Stomach pain	Antihistamines	Dimetindene, terfenadine, loratadine, mizolastine, clemastine, fexofenadine, cetirizine, cinnarizine
	Antacids (acid-binding substances)	Aluminium hydroxide, magnesium hydroxide, magaldrate, hydrotalcite, combination drugs, herbal substances
	Spasmolytics	Butyl scopolamine, trospium chloride
	Analgesics	Paracetamol, metamizole
	Antiemetics (to treat nausea and vomiting)	Metoclopramide, dimenhydrinate, domperidone
Travel sickness		Dimenhydrinate, cinnarizine
Urinary tract infection	Antibiotics	Fosfomycin-Trometamol Cotrimoxazole, ofloxacin, ciprofloxacin
Vomiting, nausea	Antiemetics (to treat nausea and vomiting)	Metoclopramide, dimenhydrinate, domperidone
Wounds, burns, skin lesions	Disinfectant, burn ointments	Povidone-iodide, fusidine acid, combination drugs

Notes

Notes

Transmission: The protozoa usually will be transmitted by ingesting contaminated water and food.

Disease: Incubation period ranges from 5 to 40 days. Usually, the infection goes unnoticed. Only in massive infections, diarrhoea develops with stools looking foamy and yellowish, coming up explosively and smelling like rotten eggs. Stools may contain mucus and half digested food. Sickness, hiccuping and vomiting may join in. After 2 to 3 weeks complaints may subside and heal without sequelae. On the other hand, more segments of the small bowel may be affected, leading to impaired absorption, weight loss and vitamin deficiencies.

Diagnosis: Trophozoites or their cysts may be found in the stool by antigen detection tests or by microscopy. During gastroscopy, *Giardia* can also be found in secretions and biopsies from the duodenum.

Treatment: Symptomatic cases will be treated with *metronidazole*, *tinidazole* or *ornidazole*.

Prevention: Remember general hygiene concerning food and drinking water.

Hepatitis A

viral infection of the liver

Distribution: Worldwide distribution except for industrialised countries, very common under bad hygienic conditions, especially in developing countries, where the infection may be considered a standard childhood disease.

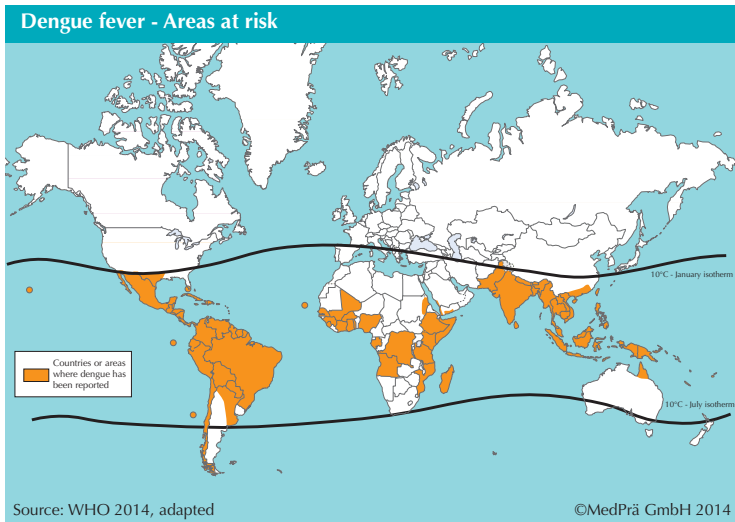
Transmission: Infected people excrete the virus with their stools. It will be distributed through contaminated food and water. Shells, oysters and crustaceans play a major part in this. The disease may also be acquired from contact to patients.

Disease: 2 to 6 weeks elapse between infection and first symptoms. These are flu-like with fever, loss of appetite, sickness and vomiting. The liver area under the right costal arch is painful. After these initial symptoms the urine turns very dark, like Coke or black tea, while the stool turns bright to whitish. The white part of the eyes becomes intensely yellow. Symptoms may either subside, as will usually happen with children. However, the disease may run a more dramatic or even life-threatening course with adults. It can last for several months. Chronic infections and sequelae will not occur.

Diagnosis: Some 10 days before and during the occurrence of symptoms, the virus may be found in the stool. There are also specific antibodies in the blood.

Treatment: There is no specific treatment. Only in severe cases, inpatient treatment will be necessary.

Prevention: Pay attention to hygiene (refer to pages 109, 111 ff, 113). Active vaccination offers a virtually complete protection and is recommended to all travellers (refer to page 44).



Treatment: Dengue can only be treated symptomatically, which means giving pain killers or, if needed, blood transfusions. Avoid *ASS* or *aspirin*[®] as it may increase the tendency to bleed. There is no specific treatment for dengue fever.

Prevention: Protect from mosquito bites all day round. With day biting *Aedes* mosquitoes, this requires attention and a repellent at hand (refer to pages 91 and 117). Avoid mosquito breeding sites suitable for *Aedes*. These are clean water collections like discarded plastic containers, rainwater collections or worn tyres. The average flight range of *Aedes* rarely exceeds 400 m. Currently, there is no vaccine yet against dengue.

Filariases (elephantiasis, onchocerciasis, loa loa)

worm infections

Distribution: Lymphatic filariasis, which can lead to **elephantiasis**, largely exists in Central Africa, South East Asia and Polynesia. **Onchocerciasis**, also called River blindness, mainly exists in tropical Africa, Central and South America. **Loiasis** is limited to the Western and Central African rainforest area.

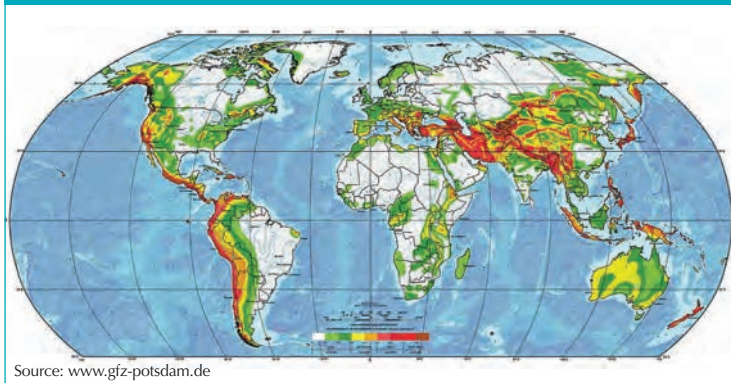
Transmission: Bloodsucking insects specific to the respective diseases transmit the larvae, which dwell in the blood or, in the case of lymphatic filariasis, also in the lymph vessels. With lymphatic filariasis, vectors are night biting mosquitoes which breed in sewers and latrines (*Culex* mosquitoes). With River blindness, small bloodsucking

Behaviour in earth quake and tsunami prone areas

Earthquakes and tsunamis are nature-related risks which can significantly increase as you move to another country. Both phenomena result from the friction of the individual tectonic plates with each other. This is not a continuous movement. In fact, the plates “get stuck” which leads to tension and its sudden release – an earth quake. Worldwide, there are around 200 earthquakes per year with an intensity of 6 or more on the Richter scale of magnitude.

It is a well-known fact that the border areas of the Pacific and South Asia are especially

Global seismic hazard map



affected. It is impossible to determine the event of an earthquake. Thus, one can only try and be “earthquake-conscious” in these regions which means to be prepared for a severe earthquake. For this purpose, the German Research Center for Geosciences (www.gfz-potsdam.de) has released leaflets which we will summarise in the following paragraphs.

Long before the earthquake

If choosing residential or commercial buildings, one should pay attention to the question whether they are firmly founded and do not stand on loose grounds. Wood or steel / ferroconcrete frame constructions are considered to be especially favourable. In contrast to that, houses made of badly joint quarry stone or heavy roofs are considered unfavourable. The surrounding area is important as well. At the foot of escarpments, landslides might occur; on shallow shores, tsunamis can be caused after an earthquake (see below). In quarters with narrow alleys, the possibility to escape might be blocked and a fire might spread rapidly.

Notes

- endemic infection:** permanent circulation of an infection among human beings
- enzymes:** proteins regulating and accelerating the metabolism of an organism
- epidemic:** unexpectedly frequent occurrence of a disease in a certain area and time
- epilepsy:** nervous disorder with mild or severe convulsions with or without loss of consciousness
- erythrocyte:** red blood cell (transporting oxygen)
- expectoration:** mucous material from the airways that reaches the mouth while coughing
- extremity:** limb
- fever:** increase of the body temperature above 38°C, in case of temperatures between 37,5°C and 38°C, the term "elevated temperature" is used
- flora:** entity of the natural occurrence of bacteria in an organ (e.g. skin, intestines)
- fracture:** broken bone
- furuncle:** purulent inflammation of a hair follicle and its surroundings
- gastritis:** inflammation of the stomach mucosa
- genitals:** sexual organs
- gravidity:** pregnancy
- haematoma:** tissue swelling containing blood from torn vessels
- heart attack:** destruction of heart muscle tissue for lack of blood supply
- heart failure:** output deficiency of the heart
- hepatitis:** inflammation of the liver
- hernia:** displacement of intestinal loops into neighbouring compartments
- hormones:** messenger substances produced by endocrine glands (e.g. thyroid gland, adrenal gland) that regulate processes of the body (e.g. growth, menstrual cycle)
- hyper-:** excessive, exceeding the standard
- hypertension:** high blood pressure
- hypo-:** below the standard
- i.m. (intramuscular):** injection into the muscle
- ileus:** obstruction of parts of the intestine
- immune system:** defence system, entity of all structures (cells, antibodies) in the body that are responsible for the defence against exogenous substances (antigens)
- immunisation:** provocation of an immune response (on purpose) against a certain infection
- immunity:** insensitivity to certain pathogenic germs following an immune response
- immunoglobulin:** antibody
- incubation time:** time period between infection and first symptoms
- indication:** justification for the use of medication or treatment
- infarction:** dying-off of tissue caused by the lack of blood supply
- infection:** transmission, uptake and multiplication of pathogenic germs in the body
- infusion:** incorporation of larger amounts of fluids (e.g. into a vein)
- inhalation:** incorporation while breathing

The e-book-licence permits use of the e-book by the individual who bought it and whose name is incorporated into the file. The licence is not transferable. It allows use of the e-book on the customer's PC, laptop computer and tablet at the same time.

